



55" Video Wall Displays

Overview

Multiple Configurations

These displays can be used to create Video Walls of any configuration, for example 2x2, 3x3, 1x4, 5x3 etc. Whatever your configuration requirements these displays can support them, even if you want a portrait Video Wall.

IPS Panels

Superior image quality and colour depth at 178° ultra wide viewing angle in both landscape and portrait orientations and with no blackening defect.



Environmentally Friendly Power Timer

Allows for a reduced power usage in those hours that the displays are not required. Set daily or weekly On/Off times for your displays.

Extreme Narrow Bezel

Virtually seamless appearance with a bezel of just 1.8mm screen to screen.

Commercial Grade

Designed for use in commercial applications this screen can run 24/7. No external buttons or controls to avoid tampering.

Automatic Tiling

With an integrated video matrix processor, no additional hardware is required to get your Video Wall display to tile to any configuration.

RJ-45 Control

Daisy chain multiple Video Wall panels together via RJ-45 for greater control.

Connectivity

You can run the Video Wall display from your PC or Media Players as they have a powerful interface that supports a wide range of audio and video inputs, such as HDMI, VGA, DVI, RGB/HV, Composite Video, and YPbPr.

Network Upgrade

The screen can be upgraded to become a network screen that unlocks a host of new features including remote updates and multiple media zones.


Advanced Temperature Control

Designed to run 24/7 in constant use each panel has an advanced temperature control system to keep it running at the optimum temperature no matter the environment.

Portrait/Landscape Orientation

The Video Wall panels can be used in either a landscape or portrait orientation depending on your requirement.





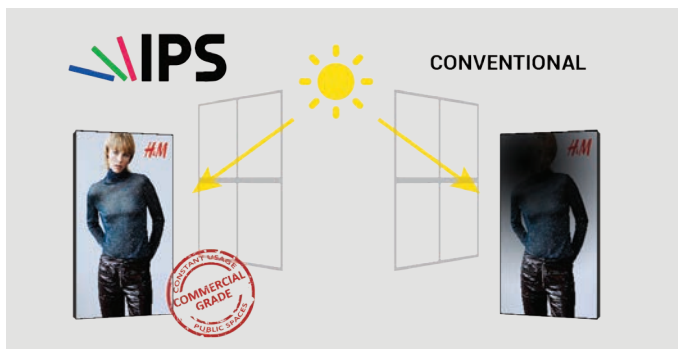
Extreme Narrow Bezel

Achieve a sensational virtually seamless Video Wall thanks to our Video Wall panels that have a total bezel size of just 3.5mm. This allows your content to take center stage and provides a visual experience to remember for anyone who sees the display.



Automatic Tiling

Our Video Walls Displays offer the ultimate in versatility. With a hassle free setup it is easy for our Video Wall Displays to tile the video signal automatically thanks to their integrated video matrix processor. This means that no additional matrix processing hardware is required; regardless of the configuration of your Video Wall.



IPS Panel

State of the art commercial grade IPS panels give our Video Walls superior colour uniformity, a large viewing angle and remarkably vibrancy, even when mounted in portrait. Also these panels do not suffer from blackening defect when used as a window display.





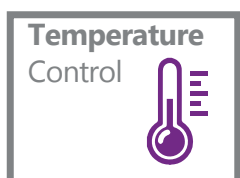
Features

Environmentally Friendly Power Timer



This allows for reduced power usage by automatically powering off in hours that the displays are not required. You can set daily On/Off times for your displays.

Advanced Temperature Control



This allows the screens to be in constant use. Internal fans ensure a long and reliable life for your screens, you can even control the temperature range for which the fans are active.

24/7 Usage



Built with commercial grade panel and components these displays are designed to run 24/7 in constant use. The panel also has a lifespan of over 60,000 hours of continuous use. They can also be used in landscape or portrait orientation.

Optional Network Upgrade



For a small charge you can also upgrade your screen to be networked, allowing you to remotely update your screen via LAN, WiFi or 3G.

Panel	Display Size	55 Inch	
	Model Name	NZ-55B18LL	NZ-55B18HL
	Panel Model	LG (LD550DUN - TH Series)	
	Panel Type	a-Si TFT-LCD , LCM	
	Resolution	1920 x 1080 Full HD	
	Bezel Size	1.8 mm	
	Active Area (H x W mm)	1209.6 x 680.4	
	Aspect Ratio	16 / 9	
	Brightness (cd / m ²)	500	700
	Color	1.06B(8-bit+Dithering)	
	Color Temperature	10000 K	
	Viewing Angle	178 °	
	Response Time	8 ms	
	Pixel Pitch (H x W mm)	0.630 x 0.630	
	Contrast Ratio	1400 : 1	
	Backlight Life	60000 Hours	
Inputs / Outputs	Inputs	DVI , HDMI , VGA , AV, BNC, RJ45 (RS232), USB, IR	
	Outputs	AV, BNC, RJ45 (RS232)	
	Control signal input and loop out	RJ45 (RS232)	
Power	Power Supply	AC 100 - 240 V ~ (+/- 10 %), 50 / 60 Hz	
	Maximum Power Consumption	156.53 (Typical)	211.73 (Typical)
	Standby Power Consumption	less than 0.5W	
Mechanical	Unit Size (w x H x D mm)	1211.4 x 682.2 x 54.3	1211.4 x 682.2 x 53.3
	Net Weight (Kg)	13.8	
Environmental	Working Temperature	0 - 50 ° C	
	Operating Humidity	20 - 60%	
Accessories	Included	Remote Control, AC Power Cable, User manual, HDMI Cables, RJ45 Cables	